

STATE OF
NORTH CAROLINA
DEPT. OF TRANSPORTATION
DIVISION OF HIGHWAYS
RALEIGH, N.C.

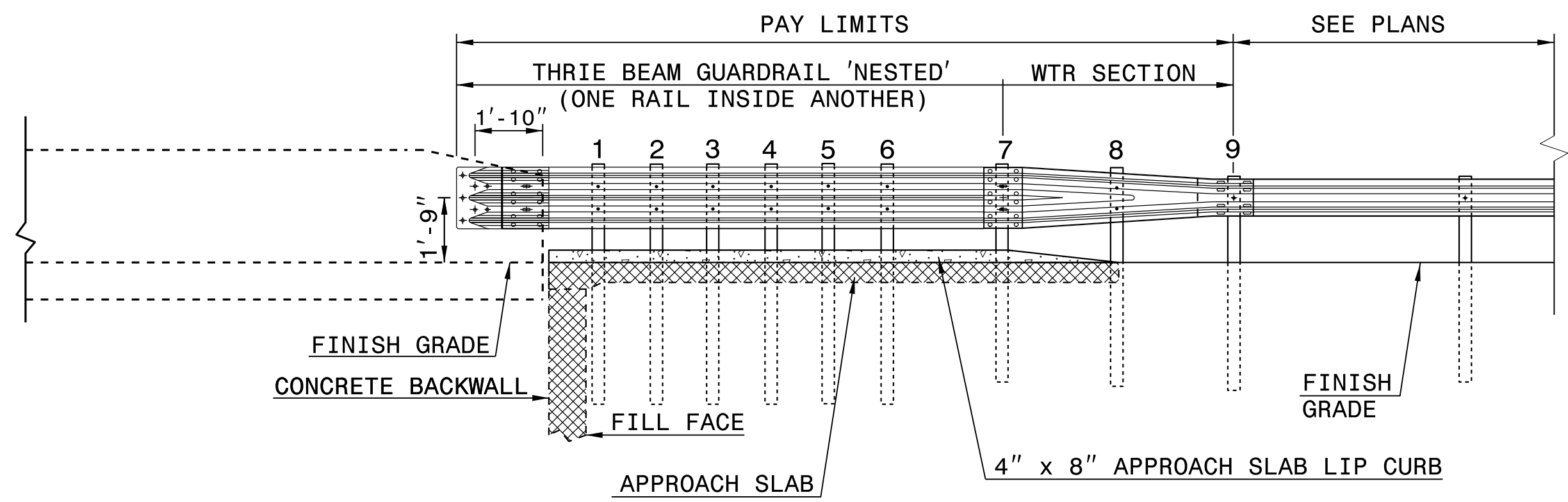
ENGLISH DETAIL DRAWING FOR
**TYPE III - SHOP CURVED
STRUCTURE ANCHOR UNIT**

SHEET 1 OF 1
TYPE III SC

STATE OF
NORTH CAROLINA
DEPT. OF TRANSPORTATION
DIVISION OF HIGHWAYS
RALEIGH, N.C.

ENGLISH DETAIL DRAWING FOR
**TYPE III - SHOP CURVED
STRUCTURE ANCHOR UNIT**

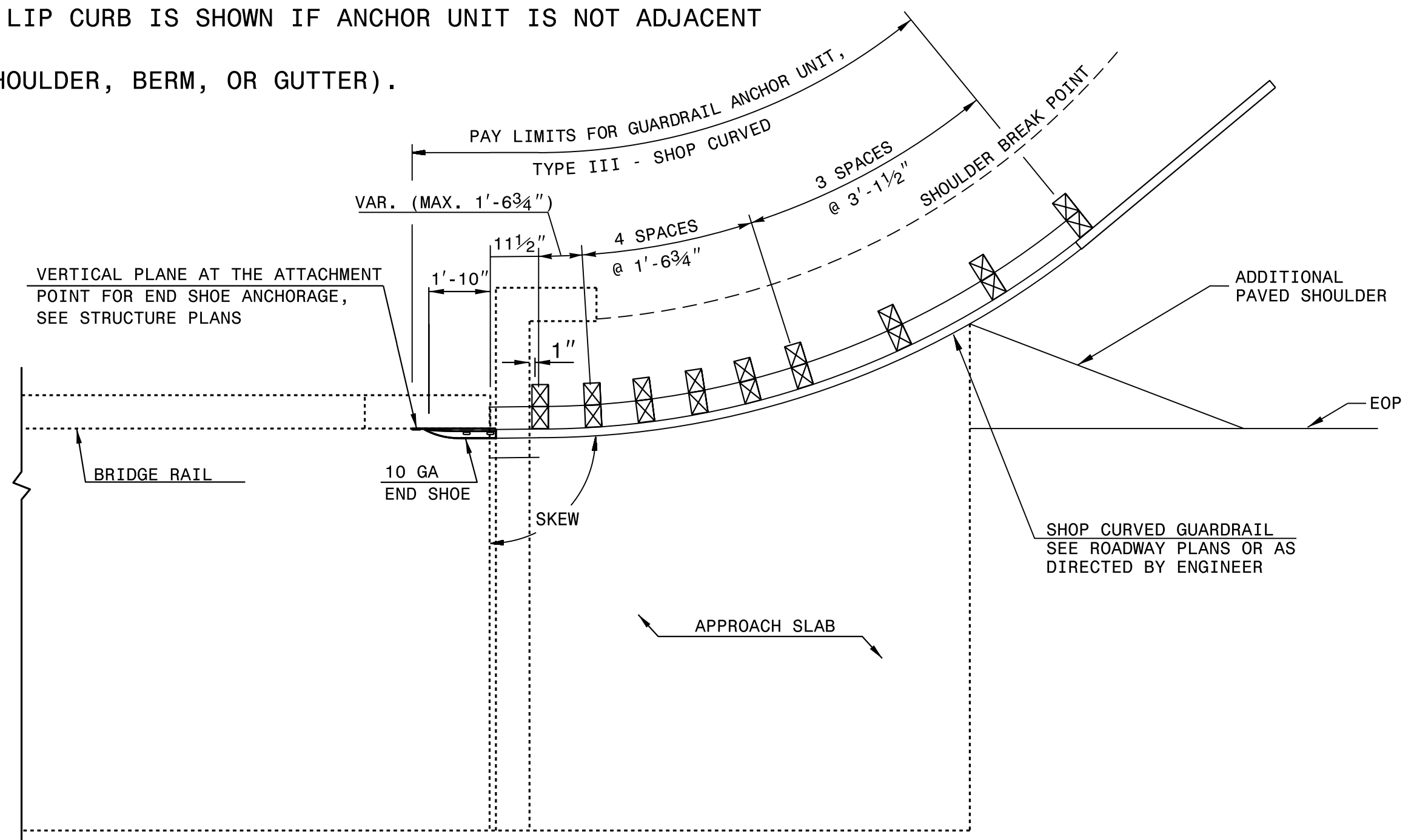
SHEET 1 OF 1
TYPE III SC



ELEVATION


NOTE:

- **POST NOT REQUIRED FOR SKEW ANGLES GREATER THAN 150° OR LESS THAN 30° UNLESS OTHERWISE DIRECTED BY THE ENGINEER.
- *THE DISTANCE FROM END OF BRIDGE RAIL TO CENTER LINE OF THE FIRST POST SHOULD BE 11½" IF CONCRETE BACKWALL IS NOT PRESENT.
- SHOULDER BERM GUTTER MUST BE INSTALLED TO THE LIMITS 8" x 4" LIP CURB IS SHOWN IF ANCHOR UNIT IS NOT ADJACENT TO AN APPROACH SLAB.
- MEASURE GUARDRAIL HEIGHT FROM THE TOP OF ADJACENT SURFACE (SHOULDER, BERM, OR GUTTER).
- USE NO STEEL POSTS WITHIN THE GUARDRAIL ANCHOR UNIT LIMITS.
- LAP JOINTS IN THE DIRECTION OF TRAFFIC FLOW.
- SEE STANDARD 862.03 SHEET 4 FOR POST SECTIONS 1 THRU 9.



PLAN VIEW

**GUARDRAIL ANCHOR UNIT, TYPE III - SHOP CURVED
FOR ATTACHMENT TO RAIL ON BRIDGE**



CONTRACT STANDARDS AND DEVELOPMENT UNIT Office 919-707-6950 FAX 919-250-4119	
SEE PLATE FOR TITLE	
ORIGINAL BY: E.E.Ward	DATE: 4-4-02
MODIFIED BY: T.S.Spell	DATE: 5-29-09
CHECKED BY:	DATE:
FILE SPEC.: ward:\usr\details\stand\862stds\typeiii.sc.dgn	